

Features

- **Compatible with all Morley-IAS intelligent multi-protocol fire alarm control panels**
- **Connects to RS485 peripheral bus**
- **Active or Passive options**
- **Backlit adjustable alphanumeric display**
- **General status LEDs**
- **Controls for system reset, accept, mute, silence alarms, and self test (active repeater only)**
- **“Access Enable” key-switch on active repeater**

The Morley-IAS repeaters are compact remote control units for Morley-IAS intelligent multi protocol fire alarm control panels. These units, along with other I/O peripheral devices and the external printer further enhance the flexibility and functionality of our fire alarm control panel range.

The repeaters provide an extension to the operation of the fire alarm control panel. There are two types available - passive with indications only and no controls, or active with both controls and indicators. Both display the operational state of the control panel using the 80 character LCD display and the 7 LED status indicators.

In addition to the general status indicators the Active repeater is fitted with key operated “Access Enable” switch for the control functions. Individual buttons are provided for System Reset, Mute, Accept, Sound Alarms, Silence/Re-sound Alarms and Self test. Thus enabling control functions to be duplicated in strategic locations around the installation.

The Active repeater includes an integral self test sequence guiding the operator through a preset sequence to test the functionality of the control buttons, key-switch and display indicators.

Each repeater is connected to the Morley-IAS fire alarm control panels using the RS485 peripheral data port as shown in the schematic overleaf. A maximum of 31 active repeaters can be connected to the peripheral data port. The fire alarm control panel supervises the connection between itself and the repeater, proving the integrity of the cabling and indicating faults both on the repeater and the fire alarm control panel. Passive repeaters are not supervised, but a loss of communication with the fire alarm control panel will be indicated on the passive repeater.

The repeater requires an external power supply of +24Vdc (nominal) to operate. Power may be taken from the auxiliary supply of the control panel or from any other suitable dc power supply.



by Honeywell

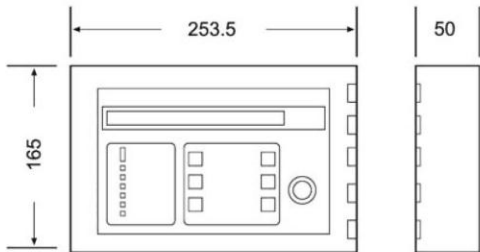
ZXr-A & ZXr-P Repeaters Data Sheet



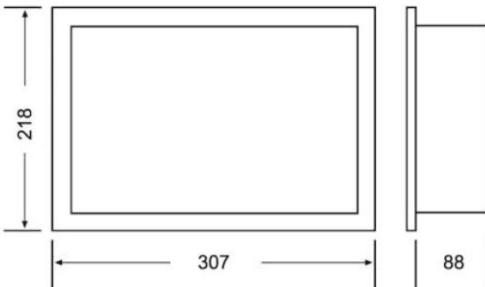
Every care has been taken in the preparation of this datasheet but no liability can be accepted for the use of the information therein. Design features may be changed or amended without prior notice. © Morley-IAS by Honeywell 2008.

Mechanical

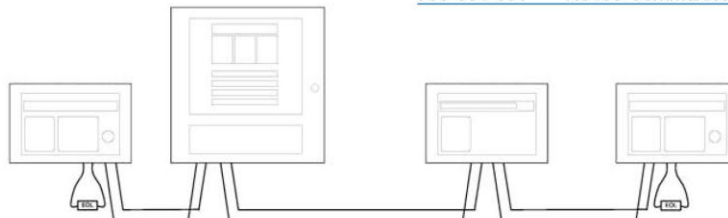
| | |
|------------------------|---------------------------|
| Weight: | 1.7Kg (approx) |
| Operating Temperature: | +5°C to +45°C |
| Maximum Humidity: | 10% to 93% non-condensing |



ZXr-A and ZXr-P Dimensions



ZXr-A and ZXr-P Bezel Dimensions
Bezel cutout - 267 x 179 x 90
All dimensions in mm.



RS485 Communication Bus

Fire System Compatibility

Morley-IAS is fully committed to offering practical solutions and supporting products that enhance your buildings control systems.

Other Supporting Products Include

- Morley-IAS Intelligent Public Address and Voice Alarm Equipment
- Morley-IAS ZX range of networkable analogue addressable Fire Alarm Panels
- Morley-IAS Dimension Analogue Addressable Panels
- Morley-IAS Horizon Conventional Panels
- Morley-IAS Extinguishing Panels

For further details on these or any other Morley-IAS product please contact your local distribution point, Morley-IAS Regional Sales Manager or via our contact details.

Morley-IAS by Honeywell a real choice for fire solutions, committed to supporting our device partners.



Electrical

Operating voltage

18 to 32 Vdc

Operating Current

90mA (Quiescent) 120m (Alarm)

Terminals

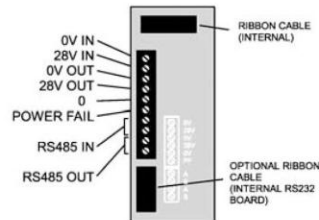
Maximum cross section 2.5mm²

LED indicators

Fire, Fault, Disables, Accepted, Silenced, Power, Communications, loss.

EXrA User Controls:

Keyswitch activated - System Reset, Sound Alarms, Silence/Resound, Mute, Accept and Self Test



Part Numbers

| | |
|-------------|-----------------------------------|
| 709-601-001 | ZXr-A Active Repeater. |
| 709-601-101 | ZXr-A Active Repeater UL listed |
| 709-701-001 | ZXr-P Passive Repeater. |
| 709-701-101 | ZXr-P Passive Repeater UL listed. |
| 002-600-002 | Repeater Bezel. |
| 795-004-001 | RS485 Communication Module. |